
THE GEORGE
WASHINGTON
UNIVERSITY

WASHINGTON, DC

Using Zoom with Blackboard



THE GEORGE
WASHINGTON
UNIVERSITY
WASHINGTON, DC

Blackboard

Username

Password

[Forgot your password?](#)

Go to your Blackboard course by going to blackboard.gwu.edu and logging with our NetID and Password.

Announcements

Syllabus

Zoom Classroom

Examples and Resources

Tests

Discussions

Tools

Assignments

Fir

Pos

He

We

Ha

Ha

Choose your class from list of available courses and open the course room. On the left hand side locate the link for “Zoom Classroom” and select it.

Upcoming Meetings

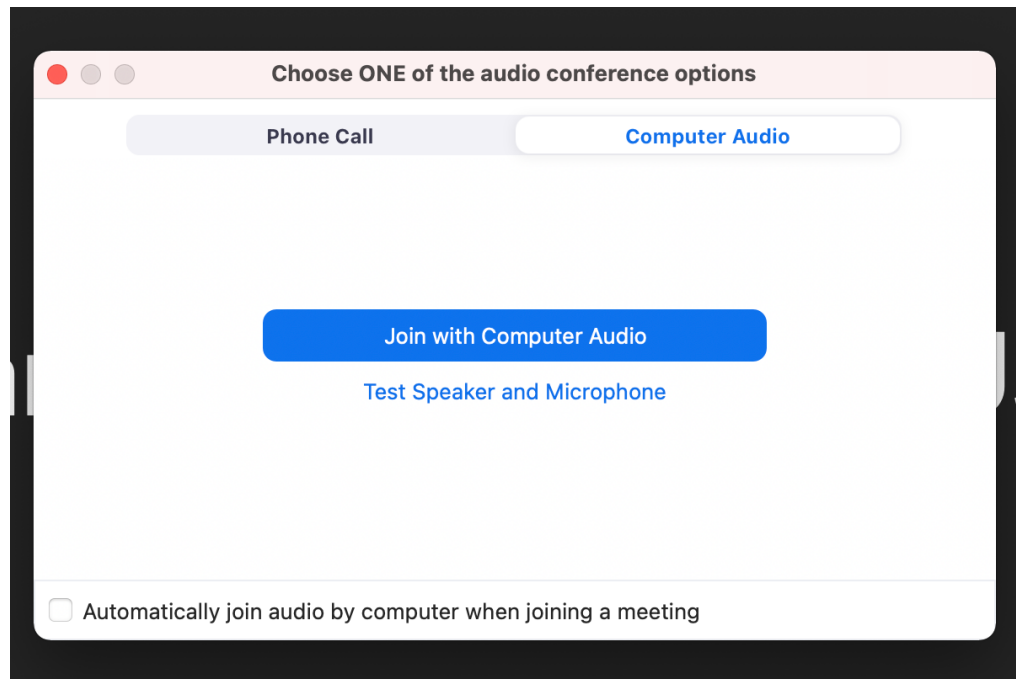
Previous Meetings

Cloud Recordings

[Get Training](#)

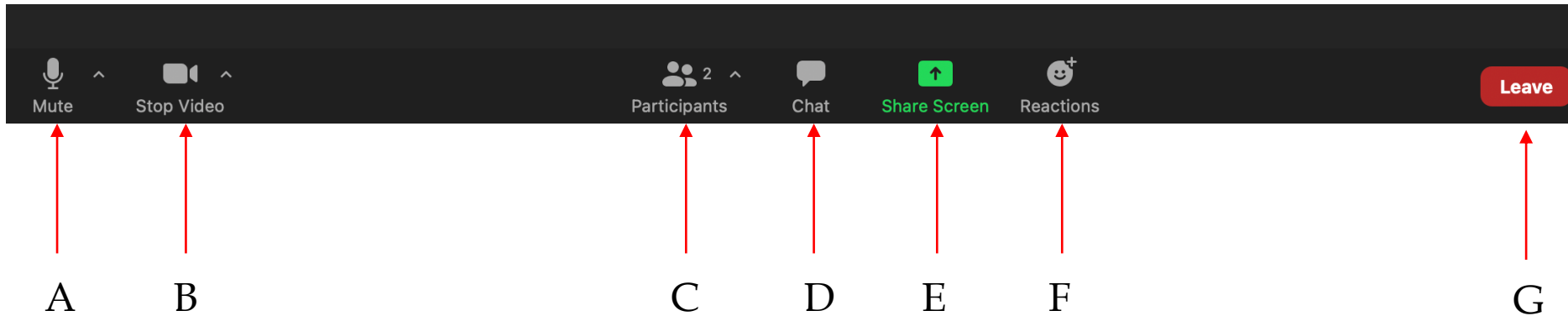
Start Time	Topic	Meeting ID	
Tomorrow (Recurring) 12:30 PM	202003_Cybersec Risk Mgt & Compliance_EMSE_6542_MN1	967 3329 9866	
Fri, Feb 12 (Recurring) 12:30 PM	202003_Cybersec Risk Mgt & Compliance_EMSE_6542_MN1	967 3329 9866	
Fri, Feb 19 (Recurring) 12:30 PM	202003_Cybersec Risk Mgt & Compliance_EMSE_6542_MN1	967 3329 9866	
Fri, Feb 26 (Recurring) 12:30 PM	202003_Cybersec Risk Mgt & Compliance_EMSE_6542_MN1	967 3329 9866	
Fri, Mar 5 (Recurring) 12:30 PM	202003_Cybersec Risk Mgt & Compliance_EMSE_6542_MN1	967 3329 9866	

In the window that opens on the right, locate the session that corresponds with the meeting date and click on “Join.”



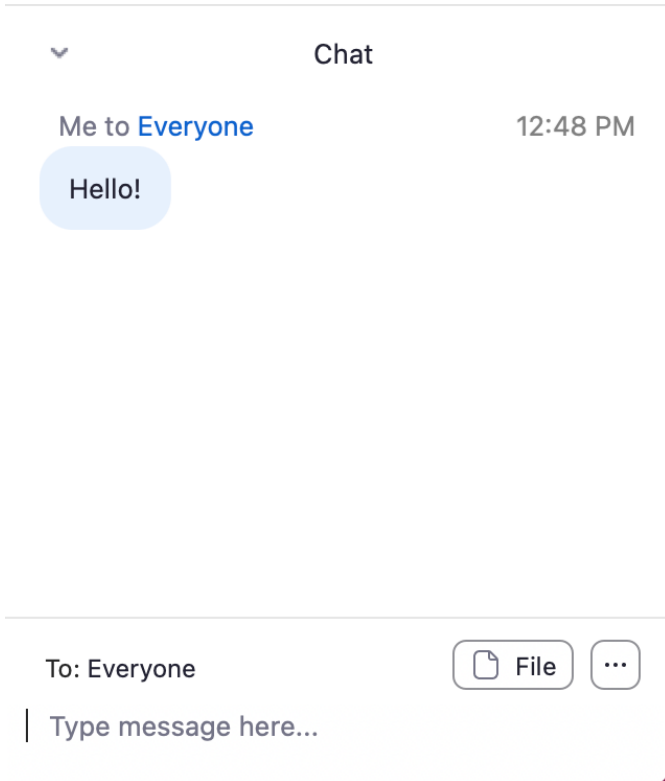
You will see a prompt asking you to choose your audio option. For most students, the “Join with Computer Audio” will be the best choice. After making a selection you will enter the classroom.

Meeting Controls



- A. Unmute - Toggle mute on/off
- B. Start Video - Not used by students
- C. Participants - (Toggle on/off)
- D. Chat - (Toggle chat box on/off)
- E. Share Screen - Not used by students
- F. Reactions - Used to raise hand or make other requests
- G. Leave - Used to leave meetings

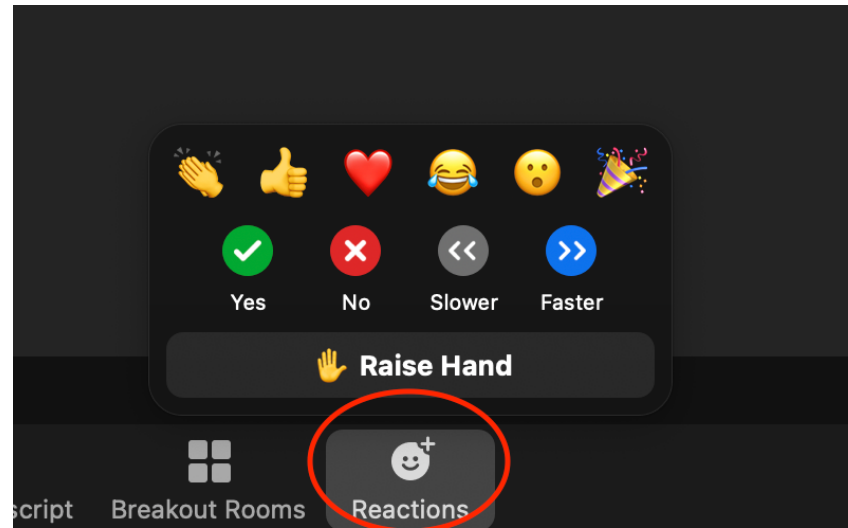
Using the Chat



To send a chat message, type your message in the chat box at the bottom of window and hit Return or Enter on the keyboard to send the message.

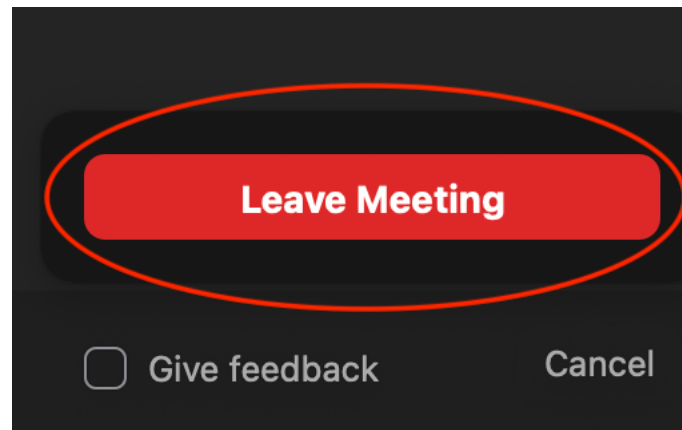
If you would like to send a private message to the professor, click on “Everyone” in the To: field and select the professor from the drop-down list.

Using the Reactions



Clicking on the "Reactions" icon will give you the opportunity to give feedback to the professor in real time. You can respond yes/no, ask the professor to slow down/speed up or raise your hand.

Leaving the virtual classroom



To leave the class, click on the “Leave” icon on the bottom right of the screen. You will see a pop-up window with the option to “Leave Meeting”. Click on that to exit Zoom and leave the class.